

System'
Building Products

+44 1531 822 585
britdoors@systembuildingproducts.com

Unit 1, Newent Business Park
Newent, Gloucestershire, GL18 1DZ

www.systembuildingproducts.com

Disclaimer: Whilst every care is taken to see that the information given in this literature is correct and up to date it is not intended to form part of any contract or give rise to any collateral liability, which is hereby specifically excluded. Colours represented are as accurate as the printing process will allow, and unfortunately, we cannot guarantee an exact colour match and the colour appearing within should not be relied on as being such. Intending purchasers of our materials should therefore verify with the company whether any changes in our specification or application details or otherwise have taken place since this literature was issued. Issued: February 2016



Contents

Welcome home	2
Any home. Not just any door	3
A range for everyone	7
<hr/>	
Regency Range	10
Script Range	20
Classic Range	36
FireSafe Doors	43
Timber Doors	45
<hr/>	
Additional solutions	47
Security for your home	49
Our credentials	51

Welcome home.

Your home isn't just the largest investment you'll probably ever make, it's also the most personal. Everybody likes to add their individual touch to their home and what better place to start than at the front door.

We've created ranges to match both your home and your desire for individuality. Whether you live in a town terrace or country cottage our blending of high-performance materials and unique designs promises the best of both worlds.

With the choice of colours, woodgrain finishes, door styles, glazing options and accessories everything can be tailored and customised to suit your tastes.

There are literally thousands of combinations, so sit back and enjoy creating your Britdoors, safe in the knowledge that quality, value, strength and security come as standard.



Any home. Not just any door.

If you've looked at other door brochures we'd forgive you for thinking that one door is much like the next. Naturally we'd beg to differ. So what makes a Britdoors Group door different? The answer is in our approach - we set out to make it easier for you to buy a better door in the first place and as we've been manufacturing doors for over 20 years that was the easy bit. Take a moment to read our quick features guide to ensure that all your needs are met. Choose a Britdoors Group door. Its the door your home deserves.



Experience

In safe hands

With over 20 years experience and in excess 2 million doors supplied and fitted across the UK via our approved partners, you can trust us to supply exactly what you need.



 **INSPIRED
DESIGNED
& MADE
IN THE UK**

Britdoors
By **System'**

Handmade

Made to measure or made to fit

We are proud to say that all our doors are bespoke and handmade in UK. Unlike most other manufactures we don't import prefabricated standard door blanks all the way from the Far East, and simply cut and trim to fit. Each and every one of our doors are tailored and manufactured to suit your individual home.



Curb appeal

First impressions are everything

Our doors have been designed with unique patented processes that provide enhanced aesthetics that are instantly recognisable. Create the best first impression and ensure that your new door stands out from the crowd. Visit a showroom of one of our approved installers to see the difference for yourself.



Security

Keeping your home safe

In a controlled environment our doors are tested to destruction and put through all known break-in methods - and then some. With our Secured by Design (SBD) status and BSI accreditation you can relax knowing that your home and contents are safe with a Britdoor guarding the way.



Low Maintenance

Precious time

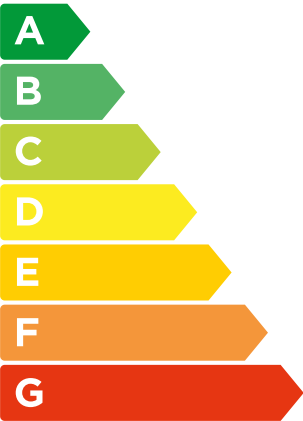
Just imagine that your new door will never need painting or treating again. To keep looking and performing like new, our doors are designed and guaranteed to last at least 10 years. And, with simple annual care, you can expect your door to last much longer - We've got a history dating back 20 years and over 2 million doors that proves it.

Insulation



Saving your energy

Keeping heat in your home and money in the bank is paramount. The core material in our doors has been designed to achieve both high-security and the best U-value insulation properties. Remember, your door insulation is just as important as your windows so check what core materials are being used.



Environment care

Go green


The strict safety, environmental and waste disposal standards applied for UK based manufacturing ensures that our doors do everything possible to be a friend to the environment. You already know we don't ship door blanks all the way from the Far East; this means the only journey your door will make, will be from us to you, keeping the carbon footprint as low as possible.



Choice

Be individual

Choosing a Britdoors Group Door with our unique aesthetics already means that your door will stand out as something special. But like doors, not all homes are the same. Browse through this brochure to choose a door range and enjoy creating your own unique door from almost endless combinations of styles, colours, furniture and locking options.



A range for everyone.

Offering what is probably the most comprehensive external composite door range, choosing your new door couldn't be made easier than with Britdoors by System'.

Simply browse our ranges and you will always find a door to suit your home and individuality.



Choosing your new door is simple!

Our easy-to-use online door designer tool lets you try combinations of ranges, door designs, colour options, glazing choices and optional door furniture. In simple steps you can design your own door and have it ready to order. It's that easy.

www.systembuildingproducts.com



REGENCY

Timeless and understated

This most popular door style range with the unique patented flush glazing feature will never tire and look perfect on every home.

Script

Making a statement

From contemporary flush to the more traditional tongue and groove styles, the Script door range completes the choice spectrum ensuring you can create a door perfectly written for your home.

Classic

The best choice at the best price

Designed to meet the demands for rear or side entrances; the Classic keeps you protected. Whether needed in a busy family home or just occasional usage, there is something for everyone.

FireSafe

No compromise

Choice shouldn't be limited because Fire regulations need to be met. Our extensive range of fire-rated doors means no compromise is needed between pleasing aesthetics and protection. Look for the firesafe symbol.

Timber

Something special

Our premium timber range manufactured by 120 year established JCK Joinery, offers almost limitless choice. Handcrafted from engineered timber composite to a fully bespoke joinery door, you decide.

REGENCY



Timeless
& Understated

These timeless traditional styles combined with our unique and patented flush glazing feature look perfect on all UK homes and will never

Regency Doors: Key Features Guide



Flush Glazing

Providing the very best aesthetics, this unique patented technology is instantly recognisable on all Regency doors. Flush glazing creates flawless slim lines without the use of cassettes, providing a better looking, more durable finish. Make your door the talk of the town!



Laminated internal frame

Built with strength in mind, the Regency's back bone is constructed from a cross laminated timber inner frame. This specially designed and selected material, provides the maximum rigidity and strength to counter twisting and warping.



Made to measure

Every door is bespoke and made to measure each time; never simply cut down to fit. This ensures that the inner frame strength is never weakened or compromised, providing retained consistent strength.



Crafted timber grain

Beauty is in the detail, that's why the Regency grain effect skin has been handcrafted from a real timber door, to provide the most authentic appearance. It looks just like a real timber door, but with all the properties of a composite.



Quality & durable finish

Complementing the uniquely crafted timber grain effect is a specially developed paint finish. Applied by the same process used by prestigious car manufactures, the result gives the freshly painted new door look with long-lasting colour and maintenance free performance.



Striking colours

Our extensive door colour choices have been carefully developed and blended to deliver a unique sumptuous and rich finish colour that will ensure your door stands out from others.

REGENCY RANGE

Cheltenham




Gloucester



Salisbury



Colours



*Please note that woodgrain stain doors are hand applied and as such, will not exactly match a woodgrain frame.

Glazing Options



* No backing glass choice required - Obscurity is built in to front glass pane.

* Choose a backing glass option - Clear, Stippolyte, Cotswold or Minster.

* These glass designs are available with matching decorative side lights and top lights.

* Change the colour in the glass - choose from Red, Green, Blue, Black or simply Clear.


■ Georgian Bars are fitted integral inside the unit and will be colour matched to suit the door.*

▲ Unavailable for the Amersham door.

*Not available for Foley Green, Dark Grey, Pebble and Turquoise Pastel

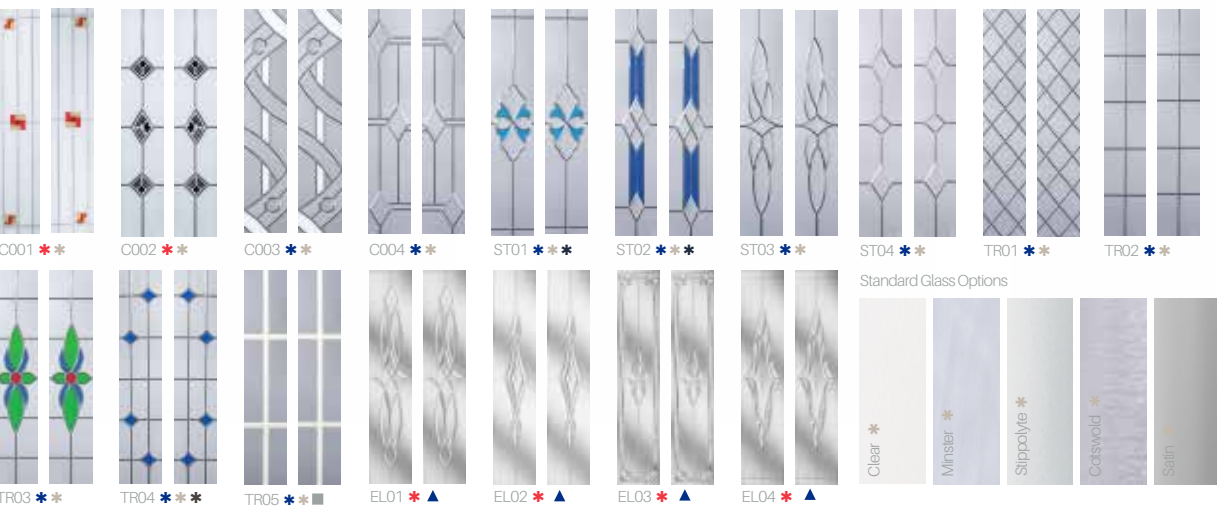


Colours



Please note that woodgrain stain doors are hand applied and as such, will not exactly match a woodgrain frame.


Glazing Options



- * No backing glass choice required - Obscurity is built in to front glass pane.
- * Choose a backing glass option - Clear, Stippolyte, Cotswold or Minster.
- * These glass designs are available with matching decorative side lights and top lights.
- * Change the colour in the glass - choose from Red, Green, Blue, Black or simply Clear.
- Georgian Bars are fitted integral inside the unit and will be colour matched to suit the door.*
- ▲ Unavailable for the Amersham door.




Colours



Please note that woodgrain stain doors are hand applied and as such, will not exactly match a woodgrain frame.

Glazing Options



- * No backing glass choice required - Obscurity is built in to front glass pane.
- * Choose a backing glass option - Clear, Stippolyte, Cotswold or Minster.
- * These glass designs are available with matching decorative side lights and top lights.
- * Change the colour in the glass - choose from Red, Green, Blue, Black or simply Clear.
- Georgian Bars are fitted integral inside the unit and will be colour matched to suit the door.*
- ▲ Unavailable for the Amersham door.

Canterbury



Stratford




Oxford



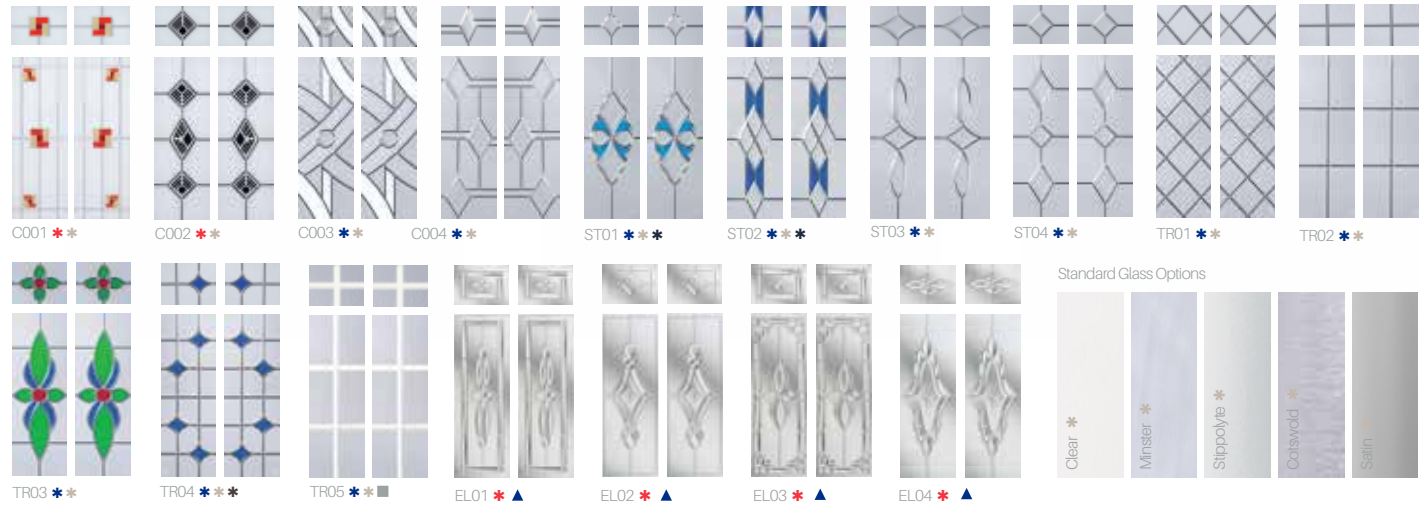
Hereford



Colours




Glazing Options



*Please note that woodgrain stain doors are hand applied and as such, will not exactly match a woodgrain frame.

- * No backing glass choice required - Obscurity is built in to front glass pane.
- * Choose a backing glass option - Clear, Stippolyte, Cotswold or Minster.
- * These glass designs are available with matching decorative side lights and top lights.
- * Change the colour in the glass - choose from Red, Green, Blue, Black or simply Clear.
- Georgian Bars are fitted integral inside the unit and will be colour matched to suit the door.*
- ▲ Unavailable for the Hereford door.



*Not available for Foley Green, Dark Grey, Pebble and Turquoise Pastel

Richmond



Aylesbury



Worcester



Cambridge




Warwick




Colours

Please note that woodgrain stain doors are hand applied and as such, will not exactly match a woodgrain frame.



Regency: Finishing touches

Add the finishing touches to your door by choosing from our carefully selected furniture and hardware options.



Handles / Bar / Pulls	White	Black	Polished Gold	Chrome	Brushed	Graphite
Straight	✓	✓	✓	✓	✓	✓
Scroll	✓	✗	✓	✓	✗	✗
Pad/Straight	✓	✓	✓	✓	✗	✗
Key Escutcheon	✓	✓	✗	✓	✓	✗
Rim Pull*	✗	✗	✗	✓	✓	✗
Round Pull Knob*	✗	✗	✗	✓	✓	✗
Knockers						
Contemporary	✗	✗	✓	✓	✗	✓
Pony Tail	✗	✗	✓	✓	✗	✓
Urn	✓	✓	✓	✓	✓	✓
Urn / View Combo	✗	✗	✓	✓	✗	✗
Slim Line Urn	✗	✗	✓	✓	✗	✗
Numerals	✓	✓	✓	✓	✗	✓
Letterplates	✓	✓	✓	✓	✓	✓
Weather Bar	✓	✓	✓	✓	✗	✗
Safety Chains	Only available in chrome & brass.					
Security Viewers	Only available in chrome & brass.					

* See page 49 for locking options available with these furniture choices.

Handles & Pulls



Knockers



Safety Chain



Weather Bar



Letterplates



Numerals



Security Viewer



Script



Making a Statement

Contemporary flush to more traditional tongue and groove door styles to make an individual statement.

Script Doors; Key Features Guide



Laminated internal frame

Built with strength in mind, the Script’s back bone is constructed from a cross laminated timber inner frame. This specially designed and selected material, provides the maximum rigidity and strength to counter twisting and warping.



Made to measure

Every door is bespoke and made to measure each time; never simply cut down to fit. This ensures that the inner frame strength is never weakened or compromised, providing retained consistent strength.



Crafted timber grain; enhanced with a modern or country cottage essence

Beauty is in the detail, that’s why each of the Script grain effect skins have been handcrafted from a real timber door, to provide the most authentic appearance. Choose from either a flush grain finish for that modern and contemporary feel; or conversely Tongue and Groove to add a hint of country cottage panache.



Quality & durable finish

Complementing the uniquely crafted timber grain effect is a specially developed paint finish. Applied by the same process used by prestigious car manufactures, the result gives the freshly painted new door look with long-lasting colour and maintenance free performance.



Striking colours

Our extensive door colour choices have been carefully developed and blended to deliver a unique sumptuous and rich finish colour that will ensure your door stands out from others.

Script Range

Austen



Betts



Blyton



Door Finish



Tongue & Groove



Flush Grain

Choose either a Tongue & Groove or Flush Grain finish to your door.

Colours



White



Dark Grey



Black



Red



Blue



Green



Turquoise Pastel



Foley Green



Pebble



Rosewood+



Oak+

Please note that woodgrain stain doors are hand applied and as such, will not exactly match a woodgrain frame.

Glazing Options



C003 *



C006 *



C007 *



ST03 *



ST04 *



DE0 *



TR02 *



TR03 *

Standard Glass Options

Clear *

Minster *

Stippolyte *

Cotswold *

Satin *

- * No backing glass choice required – Obscurity is built in to front glass pane.
- * Choose a backing glass option – Clear, Stippolyte, Cotswold or Minster.
- * These glass designs are available with matching decorative side lights and top lights.

Conrad



Dahl



Dickens



Bronte



Byron



Carroll



Door Finish



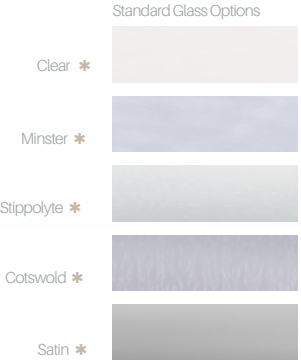

Choose either a Tongue & Groove or Flush Grain finish to your door.

Colours



Please note that woodgrain stain doors are hand applied and as such, will not exactly match a woodgrain frame.

Glazing Options



* No backing glass choice required - Obscurity is built in to front glass pane.
* Choose a backing glass option - Clear, Stippolyte, Cotswold or Minster.
* These glass designs are available with matching decorative side lights and top lights.

Door Finish





Choose either a Tongue & Groove or Flush Grain finish to your door.

Colours



Please note that woodgrain stain doors are hand applied and as such, will not exactly match a woodgrain frame.

Glazing Options



* No backing glass choice required - Obscurity is built in to front glass pane.
* Choose a backing glass option - Clear, Stippolyte, Cotswold or Minster.
* These glass designs are available with matching decorative side lights and top lights.



Door Finish

Choose either a Tongue & Groove or Flush Grain finish to your door.

Tongue & Groove Flush Grain

Colours

White Dark Grey Black Red Blue Green Turquoise Pastel Foley Green

Pebble Rosewood* Oak*

Please note that woodgrain stain doors are hand applied and as such, will not exactly match a woodgrain frame.

Glazing Options

Standard Glass Options

Clear * Minster * Stippolyte * Cotswold * Satin *

* No backing glass choice required - Obscurity is built in to front glass pane.

* Choose a backing glass option - Clear, Stippolyte, Cotswold or Minster.

These glass designs are available with matching decorative side lights and top lights.

C003 * C006 * C007 * ST03 * ST04 * DE01 * TR02 * TR03 *



Door Finish

Choose either a Tongue & Groove or Flush Grain finish to your door.

Tongue & Groove Flush Grain

Colours

White Dark Grey Black Red Blue Green Turquoise Pastel Foley Green

Pebble Rosewood* Oak*

Please note that woodgrain stain doors are hand applied and as such, will not exactly match a woodgrain frame.

Glazing Options

Standard Glass Options

Clear * Minster * Stippolyte * Cotswold * Satin *

* No backing glass choice required - Obscurity is built in to front glass pane.

* Choose a backing glass option - Clear, Stippolyte, Cotswold or Minster.

These glass designs are available with matching decorative side lights and top lights.

C003 * C006 * C007 * ST03 * ST04 * DE01 * TR02 * TR03 *

Lewis



Lodge



Lonsdale



Flemming



Hardy



Kipling



Door Finish



Tongue & Groove



Flush Grain

Choose either a Tongue & Groove or Flush Grain finish to your door.

Colours



White



Dark Grey



Black



Red



Blue



Green



Turquoise Pastel



Foley Green



Pebble



Rosewood*



Oak*

Please note that woodgrain stain doors are hand applied and as such, will not exactly match a woodgrain frame.

Glazing Options



Clear *



Minster *



Stippolyte *



Cotswold *



Satin *



C003 *



C006 *



C007 *



ST03 *



ST04 *



DE01 *




TR02 *



TR03 *

Standard Glass Options



* No backing glass choice required - Obscurity is built in to front glass pane.



* Choose a backing glass option - Clear, Stippolyte, Cotswold or Minster.



* These glass designs are available with matching decorative side lights and top lights.



Door Finish



Tongue & Groove



Flush Grain

Choose either a Tongue & Groove or Flush Grain finish to your door.

Colours



White



Dark Grey



Black



Red



Blue



Green



Turquoise Pastel



Foley Green



Pebble



Rosewood*



Oak*

Please note that woodgrain stain doors are hand applied and as such, will not exactly match a woodgrain frame.

Glazing Options



Clear *



Minster *



Stippolyte *



Cotswold *



Satin *



C003 *



C006 *



C007 *



ST04 *



DE01 *




TR02 *




TR03 *

Standard Glass Options



* No backing glass choice required - Obscurity is built in to front glass pane.



* Choose a backing glass option - Clear, Stippolyte, Cotswold or Minster.



* These glass designs are available with matching decorative side lights and top lights.



Stevenson



Shakespeare



Woolf



Door Finish





Choose either a Tongue & Groove or Flush Grain finish to your door.

Colours



Please note that woodgrain stain doors are hand applied and as such, will not exactly match a woodgrain frame.

Glazing Options



Only in Shakespeare

Standard Glass Options

Clear *

Minster *

Stippolyte *

Cotswold *



Satin *

* No backing glass choice required - Obscurity is built in to front glass pane.

* Choose a backing glass option - Clear, Stippolyte, Cotswold or Minster.

These glass designs are available with matching decorative side lights and top lights.

Glazing Options for Woolf



Standard Glass Options

Clear *

Minster *

Stippolyte *

Cotswold *

Satin *

* No backing glass choice required - Obscurity is built in to front glass pane.

* Choose a backing glass option - Clear, Stippolyte, Cotswold or Minster.

* These glass designs are available with matching decorative side lights and top lights.

Change the colour in the glass - choose from Red, * Green, Blue, Black or simply Clear.

Tolkein



McGough



Raileigh



Rowling



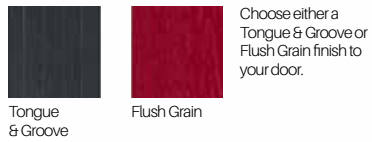
Rossetti



Walliams



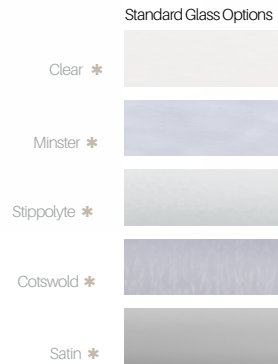
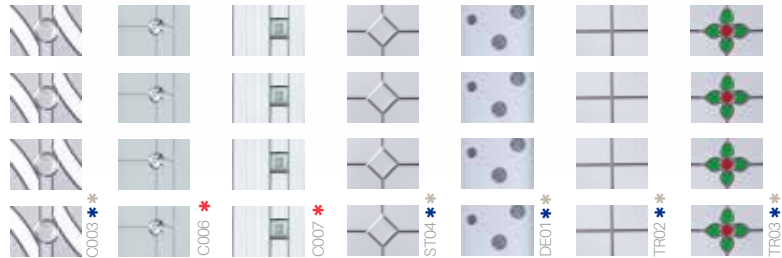
Door Finish



Colours



Glazing Options




* No backing glass choice required - Obscurity is built in to front glass pane.
* Choose a backing glass option - Clear, Stippolyte, Cotswold or Minster.
These glass designs are available with matching decorative side lights and top lights.

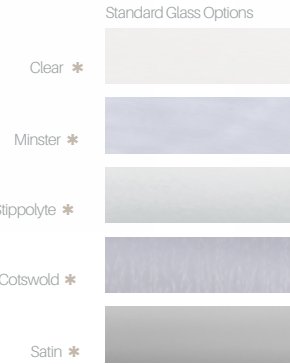
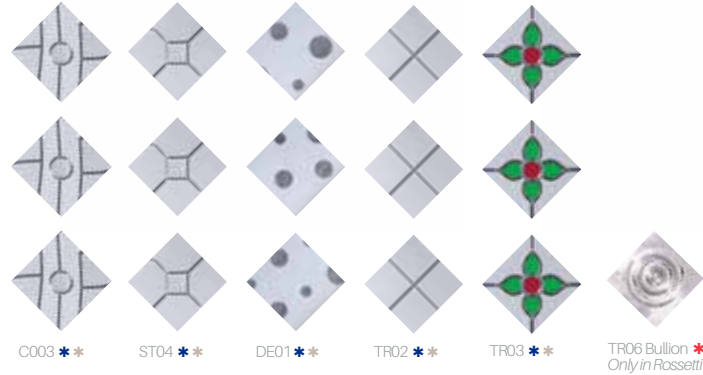
Door Finish



Colours



Glazing Options



* No backing glass choice required - Obscurity is built in to front glass pane.
* Choose a backing glass option - Clear, Stippolyte, Cotswold or Minster.
These glass designs are available with matching decorative side lights and top lights.

Wilde



Christine



Door Finish




Choose either a Tongue & Groove or Flush Grain finish to your door.

Colours




Please note that woodgrain stain doors are hand applied and as such, will not exactly match a woodgrain frame.

Glazing Options




Standard Glass Options




- * No backing glass choice required - Obscurity is built in to front glass pane.
- * Choose a backing glass option - Clear, Stippolyte, Cotswold or Minster.
- * These glass designs are available with matching decorative side lights and top lights.
- * Change the colour in the glass - choose from Red, Green, Blue, Black or simply Clear.

Script: Finishing Touches

Complement the individuality of your door selection by choosing from our extensive range of furniture, hardware and colour options exclusively for Script



Handles & Pulls



Knockers



Weather Bar




Colour matched to door leaf options available. Not available to match Light Oak or Rosewood.

Letterplates



Handles / Bar / Pulls	White	Black	Polished Gold	Chrome	Brushed	Graphite
Straight	✓	✓	✓	✓	✓	✓
Scroll	✓	✗	✓	✓	✗	✗
Pad/Straight	✓	✓	✓	✓	✗	✓
Key Escutcheon	✓	✓	✗	✓	✓	✗
Rim Pull*	✗	✗	✗	✓	✓	✗
Round Pull Knob*	✗	✗	✗	✓	✓	✗
In line bar: 600mm, 1200mm, 1800mm*	✗	✗	✗	✗	✓	✗
Bow Handle*	✗	✗	✗	✓	✓	✗
Knockers						
Contemporary	✗	✗	✓	✓	✗	✓
Pony Tail	✗	✗	✓	✓	✗	✓
Urn	✓	✓	✓	✓	✓	✓
Urn / View Combo	✗	✗	✓	✓	✗	✗
Slim Line Urn	✗	✗	✓	✓	✗	✗
Numerals	✓	✓	✓	✓	✗	✗
Letterplates	✓	✓	✓	✓	✓	✓
Weather Bar	✓	✓	✓	✓	✗	✗
Safety Chains	Only available in chrome & brass.					
Security Viewers	Only available in chrome & brass.					

* See page 49 for locking options available with these furniture choices.



Knockers



Weather Bar



Colour matched to door leaf options available. Not available to match Light Oak or Rosewood.

Letterplates



Safety Chain



Numbers



Security Viewer





Classic



Combining classic styling with modern quality and durability.

Specially designed to meet the everyday demands and flexibility typically required of rear and side doors.

Classic Doors; Key Features Guide



Designed to perform

Rear and side doors are most often the busiest and most used in any home. We understand this and that is why our Classic door is built to perform; constructed with a full through coloured UV stable UPVC facing, making it stronger and more durable to take everyday usage.



Rear/side door extras

As a purpose-built rear or side door, we've made sure that a selection of components are available to suit your lifestyle. This includes the option to incorporate a cat flap for a family pet or have an adjustable integral window blind for privacy.



Stable doors

Experience the fresh air and outdoor ambiance with peace of mind. Opting for a stable door means the top can open while the stop remains locked, thus keeping the family safe inside.



Made to measure

Each door is bespoke and made to measure each time; never simply cut down to fit. This ensures that the inner frame strength is never weakened or compromised, providing retained consistent strength.



Crafted timber grain; enhanced with a modern or country cottage essence

Beauty is in the detail, that's why the Classic grain effect skin has been handcrafted from a real timber door, to provide the most authentic appearance. It looks just like a real timber door, but with all the properties of a composite.



Laminated internal frame

Built with strength in mind, the Classic's backbone is constructed from a cross laminated timber inner frame. This specially designed and selected material, provides the maximum rigidity and strength to counter twisting and warping.



Farrington



Constable



Raphael



Dante



Rubens



Hogarth




Colours



White

Glazing Options




Clear *



Minster *




Stippolyte *



Cotswold *



TR06 Bullion *



* These glass designs are available with matching decorative side lights and top lights.

* No backing glass choice required - Obscurity is built in to front glass pane.

Bevan (stable door)



Blake (stable door)



Da Vinci (stable door)



Flint (stable door)



Van Gogh (stable door)




Colours




White

Glazing Options



Clear *



Minster *




Stippolyte *



Cotswold *



TRO6 Bullion *



* These glass designs are available with matching decorative side lights and top lights.

* No backing glass choice required - Obscurity is built in to front glass pane.

Classic: Finishing Touches

Choose the furniture and accessories that suit your needs and then a colour that matches your decor.



White



Black



Chrome

	White	Black	Chrome
Handles			
Straight Handle	✓	✓	✓
Pad Handle /Straight	✓	✓	✓
Cat Flap	✓	✗	✗
Stable Door Link Bolt	✓	✗	✗
Lower Key Escutcheon	✓	✓	✓
Weather Bars	✓	✓	✓

Privacy Blind

Only available in Dante door.



Straight Handle



Escutcheon



Pad Handle



Cat Flap



Designed to perform.

Britdoors
By **System'**

FireSafe 




FD30s and FD60s

An abundance of our door styles can be fire rated to combine great looks with durability, security and fire resistance.

Our complete offering of UK manufactured fire doors are designed to perform. FireSafe combines stunning aesthetics with high-performance, coupled with fire resistance.

All of our ranges from composite fire doors to handcrafted timber doors meet relevant building and fire safety regulations.




We design and build our fire doors from our two UK manufacturing facilities – each door can be tailored to your specific style and requirements.

Fire door styles

Many of our bestselling composite door styles can be fire rated up to 30 minutes. Look for the fire symbol throughout the brochure to see if that style can be fire rated.

Glazing

To meet fire regulations and standards, only standard glazing can be used; therefore no decorative glass is available.



FD60s Timber fire doors

For fire ratings of 60 minutes or above, contact us about our Timber range; JCK Joinery has been crafting fire doors for over 120 years and will keep you protected. Our timber range of fire doors include external and internal FD30 and FD60 ratings.

Attain your vision.

Britdoors
By **System'**

Timber



Handcrafted, bespoke timber doors

Our comprehensive range provides a style and design for every taste; whether traditional or modern, grand or understated you will find a door to suit.

Our timber doors are manufactured by JCK Joinery, a well-established company since the 1830s and the founder member of the British Woodworking Federation. All our timber doors are handcrafted from start to finish in the UK and are PAS24:2012 Secured by Design certified.

JCK Joinery continues to command a reputation and drive for high-quality solid timber doorsets, achieved through experience of excellent levels of customer service and outstanding products. JCK represents high-end, luxurious and bespoke top of the scale timber doors.

Traditional Doors

A superior range of traditional timber doors with raised and fielded panel designs.

Heritage Oak

The finest oak doors suitable for the most superior and stately of homes.

Primary Range

A wide spectrum of familiar joinery door designs essential for many projects.

JCK Innovation

Innovative twists to standard designs, using traditional joinery.

Modern Range

Using the finest engineered timber door cores to produce striking designs for both internal and external locations.

Spirit Doors

With five ranges of contemporary styled design, this brand is an excellent choice for the high specification projects.

Eco-Lite Doors

The very latest in eco-friendly engineered 'Accoya' timber doors; a must for green build projects.



Additional solutions for wider entrance spaces.

Frames and thresholds

The door frame is an important part of your doorset and we use strong, reinforced PVC-U frames for all our doors. This means the door and frame both work together to prevent draughts and to stop rainwater getting in.



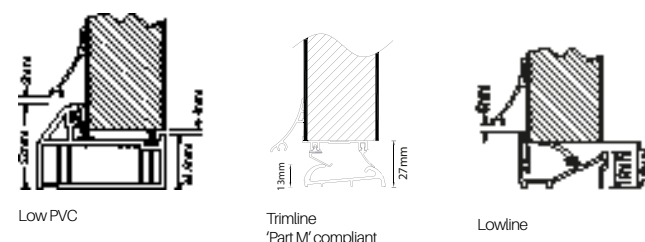
Reinforced construction
Our door frames are made using 70mm PVC-U five chamber profile, fully reinforced and double sealed.

Great insulation
Frames provide good insulation and their rigidity ensures draughts are eliminated.

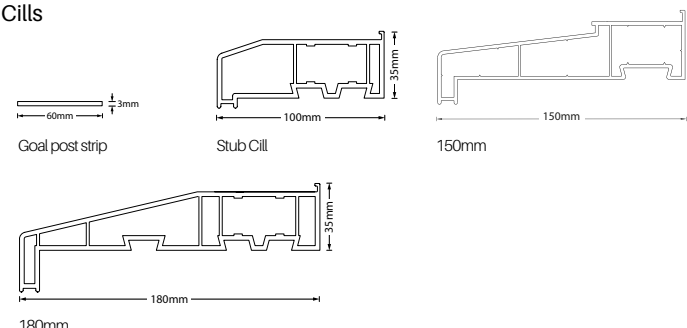
Choice of frame colours
We offer a choice of five frame colours to match your window frames and complement your doors.*

Thresholds
We provide three threshold options and four cill options to suit your needs and any specific survey requirements.

Thresholds



Cills



Side Panels

Side panels are frames which sit either side of your door and are used if your property requires a wider fitted entrance space. They provide an attractive alternative to traditional side and top light window frames. They are handcrafted to match or complement your regency door.



Side & top lights

An attractive solution for wider entrances, which also allows more natural light to shine into your home.

Our options for side panels and side and top lights include;

Glazed panels

You can have glazed side panels to match or complement the glazing already used on your Regency door. They are glazed using our unique FlushGlaze technology.

Solid panels

You could have solid panels with no glazing.

Mix and match

You can also mix and match your choice so that a solid front door can have a glazed side panel and vice versa.



* Please note that woodgrain stain doors are hand applied and as such will not exactly match a woodgrain frame.

Security for your home

Locks

All of our multipoint locks are ‘Secured by Design’ accredited, which means that they have been approved by the Association of Chief Police Officers (ACPO).



Multi-point Lock

These locks have been used on millions of doors for UK homes over the past two decades. All Multi-point high security locking systems meet the requirements of PAS 23/24 and ‘Secured by Design’. They are 100% tested in accordance with BS EN ISO 9001 Quality Assurance.

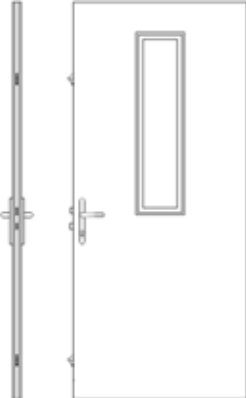
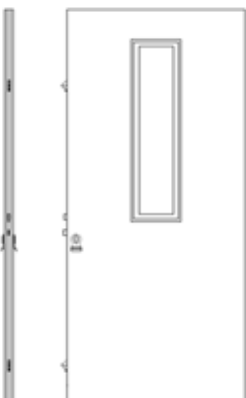
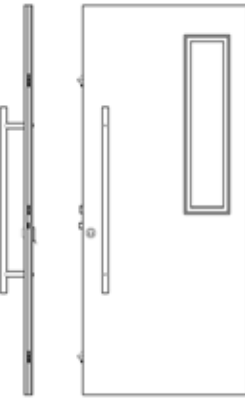
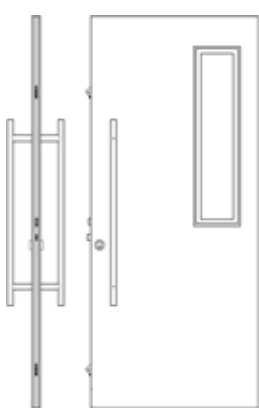
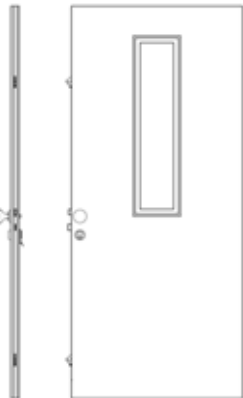
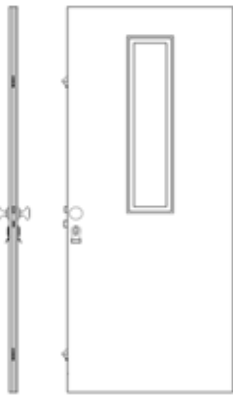
Keys

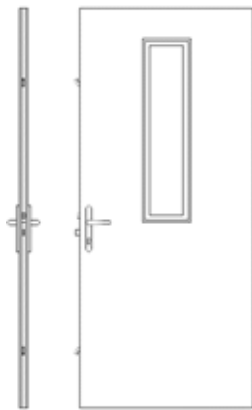
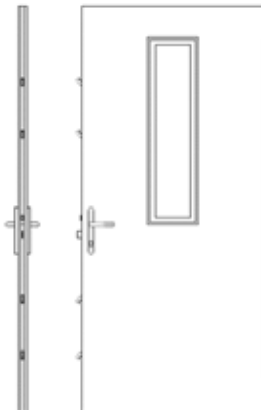
Each door comes with 3 pre-cut keys.

Shut & Lock

You can also have a ‘split spindle’ option which further enhances security. The door locks on the latch as soon as the door is shut, and requires a key to unlock it.



Lock option: 4	Handle pack: 4A	Handle pack: 4B	Handle pack: 4C	Handle pack: 4D	Handle pack: 4E	Handle pack: 4F	Door range compatibility
<p>Type: Automatic High Security Multipoint with 4 locking points</p> <p>Description: Locks automatically engage upon closing.</p> <p>2 Opposing hooks Dead bolt Locking latch</p> <p>BSI Anti bump cylinder</p> <p>Always requires key entry</p>	<p>Central handle both inside and outside.</p> 	<p>Rim pull both inside and outside.</p> 	<p>Outside: In-line or Bow Handle Inside: Rim Pull Note: Handle fixings are visible inside</p> 	<p>Outside: In-line or Bow Handle & Key Escutcheon Inside: In-line or Bow Handle & Key Escutcheon</p> 	<p>Outside: Rim Pull & Round Pull Knob Inside: Rim Pull Note: Knob fixings is visible inside</p> 	<p>Outside: Rim Pull & Round Pull Knob Inside: Rim Pull & Round Pull Knob</p> 	<p>Regency: Handle Packs 4A, 4B, 4E, 4F are available in Regency door styles</p> <p>Script: Handle rules apply for door styles with off set glazing. Some styles have furniture limitations Please discuss these with your advisor</p> <p>Classic: Not Available in the range</p> <p>Firesafe: Handle Pack option 3A is available in Fire safe</p>

Lock option: 1	Handle pack: 1A	Door range compatibility	Lock option: 2	Handle pack: 2A	Door range compatibility
<p>Type: High Security Multipoint 2 Hooks & 4 locking points</p> <p>Description: 2 Opposing hooks Centre dead bolt Locking latch</p> <p>BSI Anti bump cylinder</p> <p>Split spindle option (always needs key for entry)</p> <p>Secure By Design accreditation</p>	<p>Central handle both inside and outside.</p> 	<p>Regency: All doors styles</p> <p>Script: All door styles</p> <p>Classic: (not stable doors)</p> <p>FireSafe: All door styles</p>	<p>Type: Enhanced High Security Multipoint 4 Hooks & 6 locking points</p> <p>Description: 2 pairs of opposing hooks Centre dead bolt Locking latch</p> <p>BSI Anti bump cylinder</p> <p>Split spindle option (always needs key for entry)</p> <p>Secure By Design accreditation</p>	<p>Central handle both inside and outside.</p> 	<p>Regency: All doors styles</p> <p>Script: All door styles</p> <p>Classic: (not stable doors)</p> <p>FireSafe: All door styles</p>

Our credentials

Meeting high standards and supplying great products and services.

Association of Composite Door Manufacturers

Founder member of the Association of Composite Door Manufacturers (ACDM). The association plays a key role in the development of BS8529 / PAS24 and other relevant standards.



CHAS

Demonstrated compliance to achieve the Construction Health & Safety Assessment Scheme (CHAS) accreditation.



FENSA

Registered member of FENSA, the industry self-assessment scheme for the certification of installations to current Building Regulations.



ISO 9001 Quality Assured

ISO 9001 Quality Assured - standards set to operate to agreed procedures, processes systems and improvements.



Kitemark Licence

One of the first UK manufacturers of composite doors to be awarded the Kitemark award for BS8529 / PAS24. The Kitemark scheme guarantees the performance of our products and offers exceptional peace of mind for the specifier.



Secured by Design

Doors tested to BS8529 / PAS24 are Secured by Design licensed; an initiative by the Association of Chief Police Officers (ACPO) which enables specifiers to choose products that meet strict standards of security recommended by the Police.



CE Marking

All of our doors are CE marked. From 1st July 2013 all doors sold and installed must be CE marked.



Britdoors
By **System'**



Simply British
Manufactured Doors

www.systembuildingproducts.com